



PARTS MANUAL

2004 INTRAC TRACTOR

PRINTED BY :
heavy-equipmentmanual.com

2004 INTRAC

ENGINE

GENERAL

AIR DUCTING LOWER PART.....	11.00.20000
LUFTFÜHRUNGS-OBERTEIL.....	11.00.20000
COOLING AIR BAFFLE.....	11.00.20000
STANDBLECH (VORNE).....	11.00.20000
COVER PLATE.....	11.00.20000
EXHAUST MANIFOLD.....	11.00.20000
GENERATOR.....	11.00.20000
GENERATOR COMPONENT PARTS.....	11.00.20000
DRIVING PARTS.....	11.00.20000
FASTENINGS.....	11.00.20000
NARROW V-BELT.....	11.00.20000
STARTER.....	11.00.20000
STARTER COMPONENT PARTS.....	11.00.20000
ÖLDRUCKSCHALTER.....	11.00.20000
FLAMMGLÜHSTIFKERZE.....	11.00.20000
GASKET SET.....	11.00.20000
GASKET SET.....	11.00.20000
CRANK CASE.....	11.00.20000
INTERMEDIATE GEAR BEARING.....	11.00.20000
VORDERER DECKEL.....	11.00.20000
FASTENINGS.....	11.00.20000
BLANKING PARTS.....	11.00.20000
VERSCHLUßDECKEL FÜR SPRITZVERSTELLER.....	11.00.20000
COVER.....	11.00.20000
NOZZLE.....	11.00.20000
ÖLEINFÜLLUNG.....	11.00.20000
OIL PAN.....	11.00.20000
CYLINDER.....	11.00.20000
CRANKSHAFT.....	11.00.20000
CRANKSHAFT.....	11.00.20000
V-GROOVED PULLEY.....	11.00.20000
FLYWHEEL.....	11.00.20000
MASSENAUSGLEICH-GETRIEBE.....	11.00.20000
MASSENAUSGLEICH-GETRIEBE.....	11.00.20000
PLEUELSTANGE.....	11.00.20000
PISTON.....	11.00.20000
CYLINDER HEAD.....	11.00.20000
CYLINDER HEAD.....	11.00.20000
VALVE MECHAN.COVER.....	11.00.20000
CAMSHAFT.....	11.00.20000

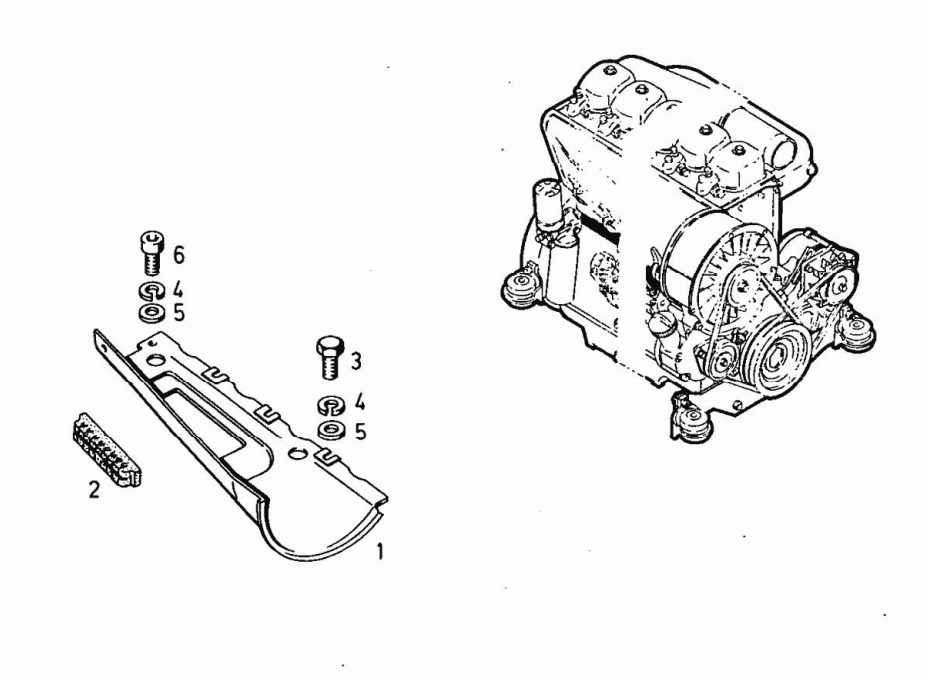
STEUERUNGSTEILE.....	11.00.20000
CONDUIT.....	11.00.20000
SCHMIERÖLPUMPE.....	11.00.20000
SCHMIERÖLKÜHLER.....	11.00.20000
SCHMIERÖLFILTER.....	11.00.20000
DRUCKÖLLEITUNG.....	11.00.20000
LUBRICATING OIL INTAKE LINE.....	11.00.20000
FUEL INJECT. PUMP.....	11.00.20000
INJECTION PUMP COMPONENT PARTS.....	11.00.20000
CONTROLLER COMPONENT PARTS.....	11.00.20000
OIL LUBRICATION PIPE.....	11.00.20000
SPEED CONTROL LEVER.....	11.00.20000
EINSPRITZPUMPENANTRIEB.....	11.00.20000
FUEL INJECTOR.....	11.00.20000
INJECTION VALVE COMPONENT PARTS.....	11.00.20000
FILTER CARTRIDGE.....	11.00.20000
INJECTION LINES.....	11.00.20000
ÜBERSTRÖMVENTIL.....	11.00.20000
FUEL LINE.....	11.00.20000
ÜBERSTRÖMLEITUNG.....	11.00.20000
LECKÖLLEITUNGEN.....	11.00.20000
LECKÖLWANNE.....	11.00.20000
SAUGROHR.....	11.00.20000
BLANKING PARTS.....	11.00.20000
COOLING FAN.....	11.00.20000
COOLING FAN.....	11.00.20000
AIR DUCTING RAIL.....	11.00.20000
AIR DUCT WALL.....	11.00.20000

AIR DUCTING LOWER PART

Fig.	P/n	QTY	Name
------	-----	-----	------

Notes:
[2004 INTRAC]

1	02101745	1	air duct
2	02101802	1	rubber
3	01112299	1	screw m 8 x 12, d933
4	01102799	2	washer 8, d128
5	01107101	2	washer 8.4
6	01110548	1	screw m 8x12 d912

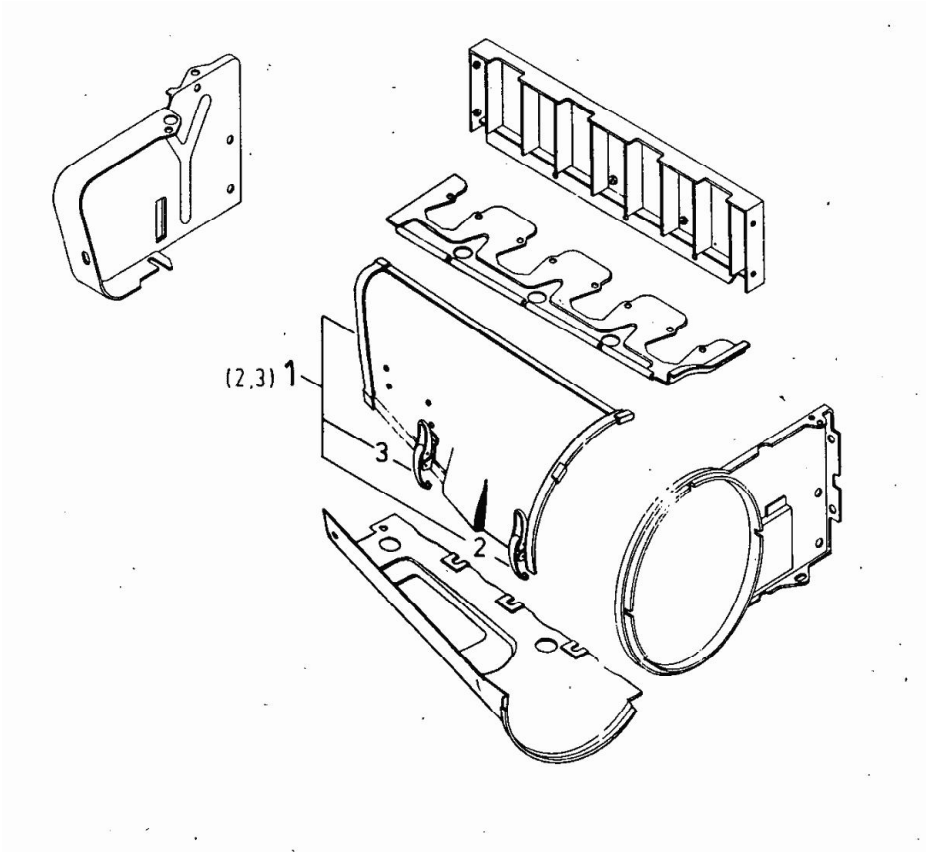


LUFTFÜHRUNGS-OBERTEIL

Fig.	P/n	QTY	Name
------	-----	-----	------

Notes:
[2004 INTRAC]

1	02101739	1	connection
2	01212482	1	plug
3	01212483	1	stop



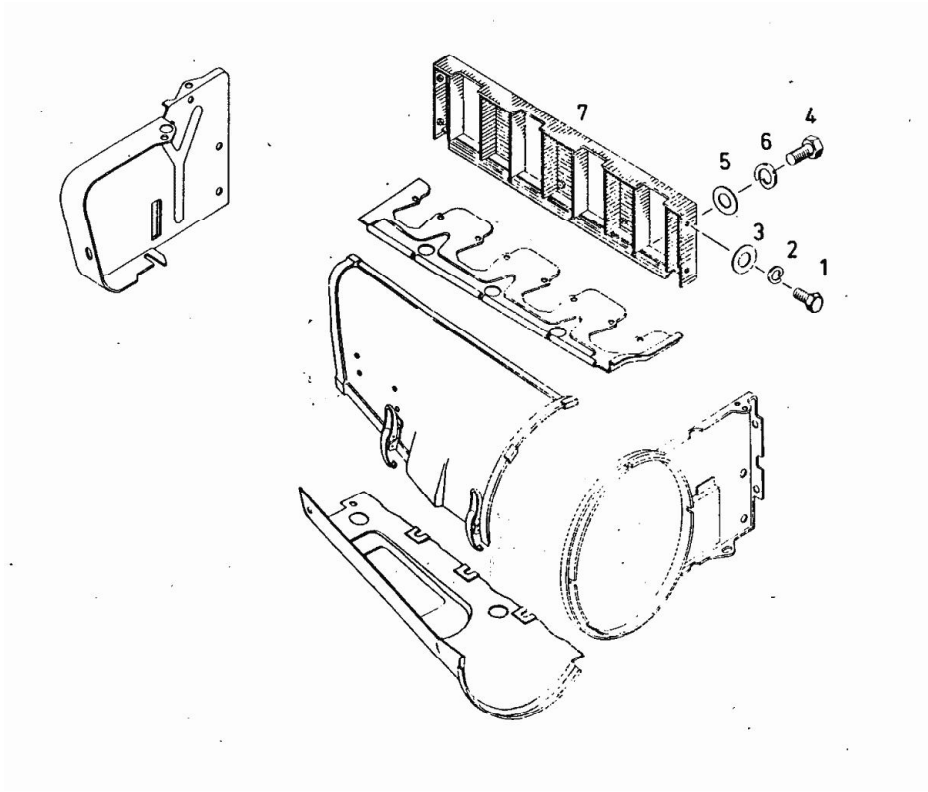
Section: ENGINE
COOLING AIR BAFFLE

Ref: 11.00.20000

Fig.	P/n	QTY	Name
------	-----	-----	------

Notes:
[2004 INTRAC]

1	01112232	4	screw m 6 p.1 x 10
2	01102797	4	washer 6, d128
3	01215850	4	washer
4	01112307	3	screw m 8 p.1.25 x 15, d933
5	01107101	3	washer 8.4
6	01102799	3	washer 8, d128
7	02231907	1	division



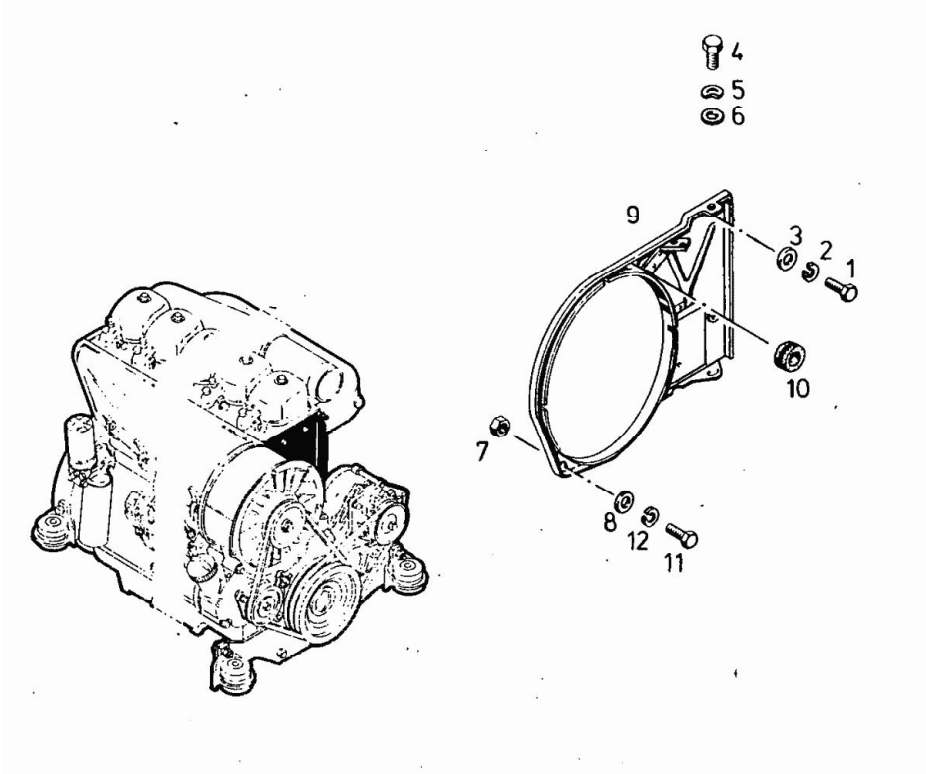
Section: ENGINE
STANDBLECH (VORNE)

Ref: 11.00.20000

Fig.	P/n	QTY	Name
------	-----	-----	------

Notes:
[2004 INTRAC]

1	01112240	1	screw m 6 x 12
2	01102797	1	washer 6, d128
3	01215850	1	washer
4	01112299	1	screw m 8 x 12, d933
5	01107283	1	washer 8.2
6	01107101	1	washer 8.4
7	01112813	1	nut m 6
8	01107095	1	washer 6.4
9	02101698	1	plate
10	01167425	1	rubber bushing
11	01112240	1	screw m 6 x 12
12	01102797	1	washer 6, d128



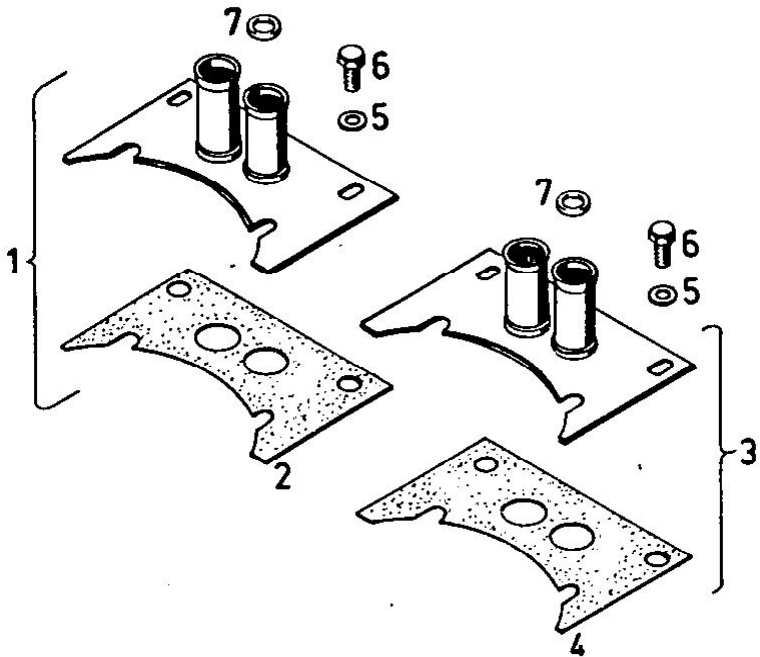
Section: ENGINE
COVER PLATE

Ref: 11.00.20000

Fig.	P/n	QTY	Name
------	-----	-----	------

Notes:
[2004 INTRAC]

1	02232810	1	plate RIGHTS
2	02232816	1	gasket
3	02232811	1	plate LEFT
4	02232816	1	gasket
5	01215850	4	washer
6	01112240	4	screw m 6 x 12
7	01171586	4	oil seal



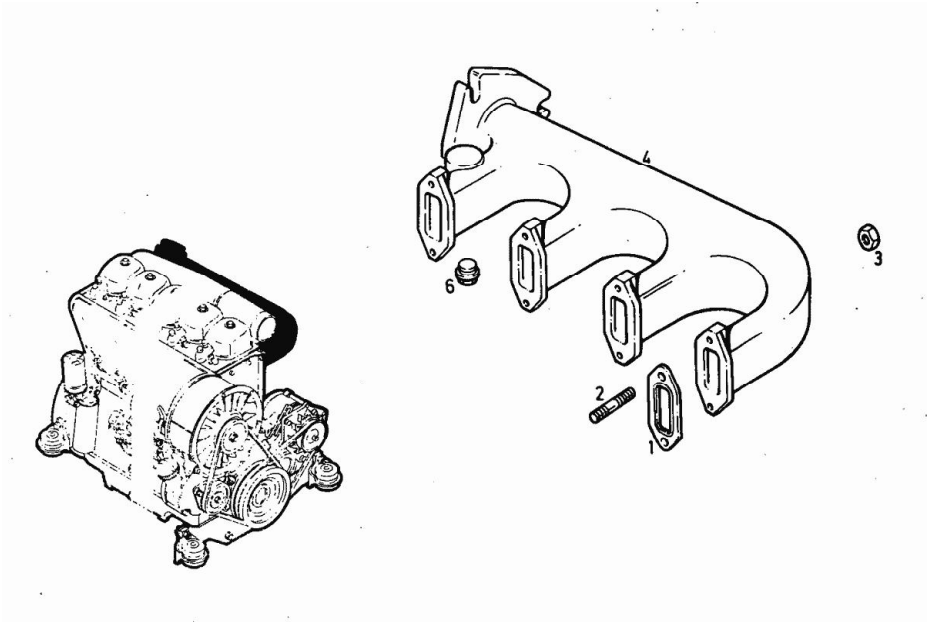
Section: ENGINE
EXHAUST MANIFOLD

Ref: 11.00.20000

Fig.	P/n	QTY	Name
------	-----	-----	------

Notes:
[2004 INTRAC]

1	03371689	4	gasket
2	01126895	8	small column
3	03316466	8	nut
4	02238668	1	exhaust manifold
6	01125788	1	plug



Section: ENGINE

GENERATOR

Fig.	P/n	QTY	Name
------	-----	-----	------

Notes:

[2004 INTRAC]

1	01171617	1	dynamo EINZELTEILE SIEHE BILDTAFEL 502 7044
2	01133976	1	pin m14x1,5 d936
3	01102802	1	washer 14.2
4	01118325	1	key
5	01173068	1	regulator

