

SHOP MANUAL

**FB10EX/14EX/
15EX/18EX-7
FB15EXG/18EXG-7
FB20EX/25EX-5
FB20EXG/25EXG-5
FB30EX-5**

MACHINE MODEL

SERIAL NO.

FB10EX/14EX/15EX/18EX-7

65104 and up

FB15EXG/18EXG-7

65104 and up

FB20EX/25EX-5

83060 and up

FB20EXG/25EXG-5

83060 and up

FB30EX-5

89307 and up

FOREWORD

This shop manual is applicable for the improved-quality model of the battery forklift truck FB10.7/FB30.5.

Following the quality improvement, changes have been made to various components. This manual gives the necessary precautions and data for daily maintenance and service activities of these components.

The improvements in the plugging performance when switching between FORWARD and REVERSE during travel operations consist of changes in the software data (the ROM has been rewritten). The increase in the travel speed has been achieved mainly by changing

the reduction ratio of the transfer gear. There has been no change in the specifications, such as in the gear backlash.

The troubleshooting display function for the electronic control is the same as on the present FB10.7/FB30.5 lift truck.

Therefore, for maintenance and service activities on the new FB10.7/FB30.5 truck, use this shop manual (BBB05E2-01) together with the existing shop manual (FB10.7/30.5-BE1).

SECTION INDEX

00. FOREWORD

01. GENERAL AND SPECIFICATIONS

10. REMOVAL AND INSTALLATION

20. DISASSEMBLY AND ASSEMBLY

30. ELECTRICAL SYSTEM



01. GENERAL AND SPECIFICATIONS



Precautions for maintenance01- 2

Periodic replacement of consumable parts01- 5

Standard tightening torque for bolts01- 6

Standard tightening torque for pipe joints01- 7

Specifications01- 8

PRECAUTIONS FOR MAINTENANCE

Careless performing of the easy work may cause injuries. Take care to always perform work safely, at least observing the following.


- Oil is a dangerous substance.
Never handle oil, grease or oily clothes in places where there is any fire or flame.
As preparation in case of fire, always know the location and directions for use of fire extinguishers and other fire-fighting equipment.




- Wear well-fitting helmet, safety shoes and working clothes. When drilling, grinding or hammering, always wear protective goggles. Always do up safety clothes properly so that they do not catch on protruding parts of machines. Do not wear oily clothes. When checking, always release battery plug.




- Flames should never be used instead of lamps. Never use a naked flame to check leaks or the level of oil or electrolyte.



- Exhaust gas is dangerous. Provide adequate ventilation when working in a closed space.



-  Be particularly careful when removing the radiator cap and the hydraulic oil tank filler cap. If this is done immediately after using the machine, there is a danger that boiling oil may spurt out.

- The procedure for releasing the hydraulic pressure is as follows: lower the fork to the ground, and stop the engine (motor); move the control levers to each position two or three times.

