

# **5200 Draper Header REPAIR TIME SCHEDULE**

**Form Number 4283434M1**

## **Contents**

<b>Section</b>	<b>Description</b>
1	Drives
2	Electrical
3	Sickle
4	Draper
5	Frame and Shields
6	Hydraulics
7	Decals and Kits

*NOTE: This Repair Time Schedule (RTS) can be used with Repair Time  
Schedule storage binder supplied separately through the repair parts department.*

## A. TIME ALLOWANCE

The times listed in this publication are the result of careful study of the operation concerned; they represent the average time ONE trained dealer mechanic, of normal ability has taken to carry out the operation in a typical dealership, using standard workshop tooling and equipment including air tools, located for reasonable access and working conditions. They DO NOT include any traveling to or from the farm or site.

The machine is assumed to be clean and to be bare of any extra equipment or attachment of non "AGCO" manufacture, and delivered to an authorized and duly equipped workshop where trained personnel and spare parts required to perform the operations are immediately available.

The times given include difficulties encountered working on used as opposed to new machines, and are based on methods and recommended tools shown in the workshop manual.

The times are based on a second hand machine in reasonable condition properly maintained using approved parts. Extra time may be required to deal with seized, rusted or damaged parts.

Allowances are included in the operation times quoted for obtaining all tools and parts, cleaning and testing after repair. Diagnostic time is included in the time allowance unless a separate code is listed for diagnostic time.

The times given in this Repair Time Schedule are for a complete job from start to finish, including allowances for intermediate operations.

## B. TIMES

All the operating times are presented in hours and the decimal parts of an hour. Decimal times must be used on all warranty claims.

The times given in this repair time schedule are for a complete job from start to finish. Where access has been gained for an adjacent repair only the additional time for the second repair will be accepted and not the total time for the two failures.

## C. REVIEW OF TIMES

If you find any improvement in the method which reduces the time of an operation or you find you cannot meet an operation time after more than three attempts using the recommended method, a "Request for Review of Time" form (see next page) must be submitted quoting all relevant details. Photo copy the form and fax it to the following address:

AGCO Corporation  
Attn: Technical Services and Support  
FAX (620) 327-5713

## D. AMENDMENTS

All times contained in this schedule are based on the latest information available at the time of this publication. The right is reserved to publish revision at any time. All operation times are subject to amendment if the design, method or technique changes result in alteration of time taken.

**E. REQUEST FOR REVIEW OF TIME SCHEDULE**

Request for Review of Time Schedule

Dealer Name: \_\_\_\_\_ Date: \_\_\_\_\_

Address: \_\_\_\_\_

RTS Publication No.: \_\_\_\_\_ Failure Code No.: \_\_\_\_\_

Machine Model: \_\_\_\_\_ Serial No.: \_\_\_\_\_

We disagree with your time allowance against the above failure code number. We have observed and accurately timed this operation as carried out by a trained mechanic using recommended procedures and special tools. Our findings are detailed below:

<b>Analysis of Time</b>			
<b>Work Performed</b>	<b>Time</b>		<b>Remarks</b>
Remove Component			
Dismantle			
Clean and Inspect			
Obtain Parts and tools			
Reassemble			
Reinstall			
Adjust and test			
<b>TOTAL OF TIME</b>			
Number of mechanics used on job.			

Printed Name: \_\_\_\_\_ Signed: \_\_\_\_\_

Fax To:

AGCO Corporation

Attn: Technical Services and Support

(620) 327-5713

**DECALS AND KITS**

DECALS AND LOCATION DIAGRAM-LEFT .....	76
DECALS AND LOCATION DIAGRAM-RIGHT .....	77
FORE AND AFT REEL KIT-ELECTRIC (71401122 FORE AND AFT REEL KIT) .....	108
FORE AND AFT REEL KIT-ELECTRIC-CONT. ....	109
GAUGE WHEEL ASSEMBLY (700717027 GAUGE WHEEL ASSEMBLY) .....	111
GAUGE WHEEL KIT (FIXED) (71393027 GAUGE WHEEL KIT) (LEFT SIDE SHOWN, RIGHT SIDE OPPOSITE) .....	100
GAUGE WHEEL KIT (SWIVEL) (71404110 GAUGE WHEEL KIT-SWIVEL) .....	110
HEADER STAND KIT (71396012 HEADER STAND KIT) (LEFT SIDE SHOWN, RIGHT SIDE OPPO- SITE) .....	101
INSERT-NARROW OPENING KIT (71399058 INSERT-NARROW OPENING KIT) .....	102
KIT-AUSTRALIAN GUARDS, NARROW SPACED (71394609 KIT-AUSTRALIAN GUARDS) .....	112
PICKUP REEL CAM-18 FOOT (HARTCARTER) (LEFT SIDE) .....	87
PICKUP REEL CAM-18 FOOT (HARTCARTER) (RIGHT SIDE) .....	88
PICKUP REEL CAM-22 FOOT (HARTCARTER) (LEFT SIDE) .....	91
PICKUP REEL CAM-22 FOOT (HARTCARTER) (RIGHT SIDE) .....	92
PICKUP REEL CAM-25 FOOT (HARTCARTER) (LEFT SIDE SHOWN, RIGHT SIDE OPPOSITE)..	95
PICKUP REEL CAM-30 FOOT (HARTCARTER) (LEFT SIDE SHOWN, RIGHT SIDE OPPOSITE)..	98
PICKUP REEL KIT-18 FOOT (HARTCARTER) .....	89
PICKUP REEL KIT-18 FOOT (HARTCARTER) (71401110 PICKUP REEL KIT) .....	86
PICKUP REEL KIT-18 FOOT (UNIVERSAL) (71375019 PICKUP REEL KIT) .....	78
PICKUP REEL KIT-22 FOOT (HARTCARTER) .....	93
PICKUP REEL KIT-22 FOOT (HARTCARTER) (71401111 PICKUP REEL KIT) .....	90
PICKUP REEL KIT-22 FOOT (UNIVERSAL) (71375020 PICKUP REEL KIT) .....	80
PICKUP REEL KIT-25 FOOT (HARTCARTER) .....	96
PICKUP REEL KIT-25 FOOT (HARTCARTER) (71401112 PICKUP REEL KIT) .....	94
PICKUP REEL KIT-25 FOOT (UNIVERSAL) (71393019 PICKUP REEL KIT) .....	82
PICKUP REEL KIT-30 FOOT (HARTCARTER) .....	99
PICKUP REEL KIT-30 FOOT (HARTCARTER) (71401114 PICKUP REEL KIT) .....	97
PICKUP REEL KIT-30 FOOT (UNIVERSAL) (71393020 PICKUP REEL KIT) .....	84
PICKUP REEL MOUNTING AND CAM-18 FOOT (UNIVERSAL) .....	79
PICKUP REEL MOUNTING AND CAM-22 FOOT (UNIVERSAL) .....	81
PICKUP REEL MOUNTING AND CAM-25 FOOT (UNIVERSAL) .....	83
PICKUP REEL MOUNTING AND CAM-30 FOOT (UNIVERSAL) .....	85
SKID SHOE KIT (71394219 SKID SHOE KIT) (LEFT SIDE SHOWN, RIGHT SIDE OPPOSITE) .....	103
WEARPLATE KIT (18 FOOT) (71401116 WEARPLATE KIT) .....	104
WEARPLATE KIT (22 FOOT) (71401117 WEARPLATE KIT) .....	105
WEARPLATE KIT (25 FOOT) (71401118 WEARPLATE KIT) .....	106
WEARPLATE KIT (30 FOOT) (71401120 WEARPLATE KIT) .....	107

**DRAPER**

DECK ASSEMBLY-LEFT (18 FOOT) .....	21
DECK ASSEMBLY-LEFT (22 FOOT) .....	23
DECK ASSEMBLY-LEFT (25 FOOT) .....	25
DECK ASSEMBLY-LEFT (30 FOOT) .....	27
DECK ASSEMBLY-LEFT (36 FOOT) .....	29
DECK ASSEMBLY-RIGHT (18 FOOT) .....	22
DECK ASSEMBLY-RIGHT (22 FOOT) .....	24
DECK ASSEMBLY-RIGHT (25 FOOT) .....	26
DECK ASSEMBLY-RIGHT (30 FOOT) .....	28
DECK ASSEMBLY-RIGHT (36 FOOT) .....	30
DRAPERS .....	31
ROLLER MOUNTING-LEFT .....	19
ROLLER MOUNTING-RIGHT .....	20

**DRIVES**

GEARBOX ASSEMBLY (700721728 GEARBOX ASSEMBLY) .....	7
REEL DRIVE .....	5
SICKLE DRIVE MOUNTING .....	6

**ELECTRICAL**

ELECTRICAL .....	8
------------------	---

**FRAME AND SHIELDS**



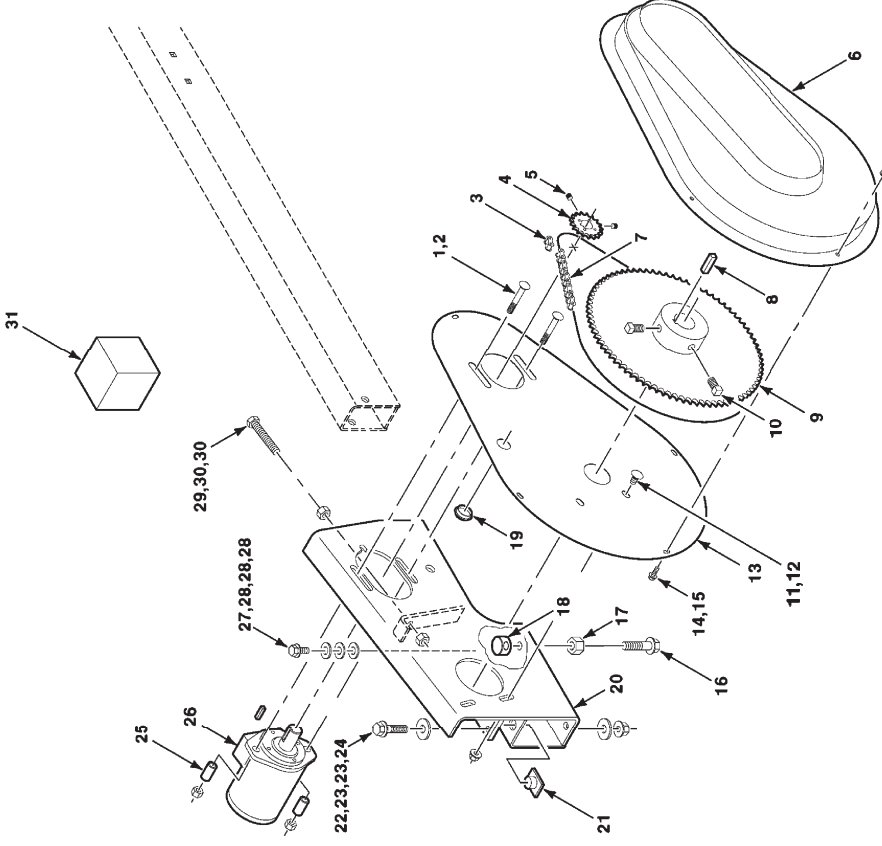
DIVIDER, STAND AND MAINFRAME (LEFT) (18 FOOT HEADER) .....	34
DIVIDER, STAND AND MAINFRAME (LEFT) (22, 25, 30 AND 36 FOOT HEADERS) .....	35
DIVIDER, STAND AND MAINFRAME (RIGHT) .....	36
DOUBLE SWATH MOUNTING (LEFT) .....	38
DOUBLE SWATH MOUNTING (RIGHT) .....	39
HYDRAULIC SHIELDS (18 FOOT) .....	40
HYDRAULIC SHIELDS (22 FOOT) .....	41
HYDRAULIC SHIELDS (25 FOOT) .....	42
HYDRAULIC SHIELDS (30 FOOT) .....	43
HYDRAULIC SHIELDS (36 FOOT) .....	44
REEL ARM-LEFT .....	32
REEL ARM-RIGHT .....	33
SHIELD-LEFT .....	37
TORQUE SHAFT .....	45

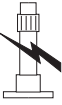

**HYDRAULICS**



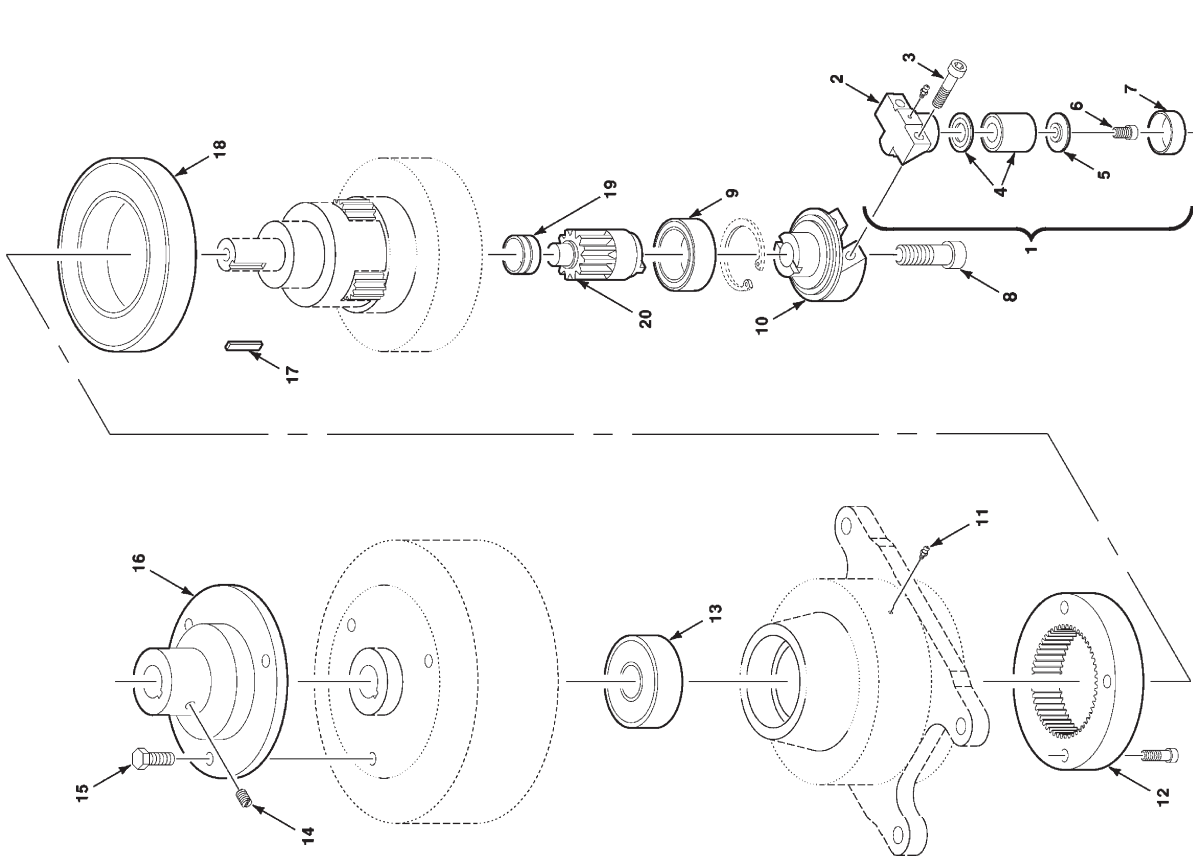
CONVEYOR DRIVE HYDRAULIC-CENTER (DOUBLE SWATH) .....	68
CONVEYOR DRIVE HYDRAULIC-LEFT (18 FOOT) .....	56
CONVEYOR DRIVE HYDRAULIC-LEFT (22 AND 25 FOOT) .....	58
CONVEYOR DRIVE HYDRAULIC-LEFT (30 FOOT) .....	60
CONVEYOR DRIVE HYDRAULIC-LEFT (36 FOOT) .....	62
CONVEYOR DRIVE HYDRAULIC-LEFT (DOUBLE SWATH) .....	70
CONVEYOR DRIVE HYDRAULIC-RIGHT (18 FOOT) .....	57
CONVEYOR DRIVE HYDRAULIC-RIGHT (22 AND 25 FOOT) .....	59
CONVEYOR DRIVE HYDRAULIC-RIGHT (30 FOOT) .....	61
CONVEYOR DRIVE HYDRAULIC-RIGHT (36 FOOT) .....	63
CONVEYOR DRIVE HYDRAULIC-RIGHT (DOUBLE SWATH) (22 AND 25 FOOT) .....	71
CONVEYOR DRIVE HYDRAULIC-RIGHT (DOUBLE SWATH) (30 FOOT) .....	72
HYDRAULIC CONTROL VALVE ASSEMBLY (66411 CONTROL VALVE ASSEMBLY) .....	75
HYDRAULIC CYLINDER ASSEMBLY (MASTER) (700718834 HYDRAULIC CYLINDER ASSEMBLY) .....	55
HYDRAULIC CYLINDER ASSEMBLY (SLAVE) (700718835 HYDRAULIC CYLINDER ASSEMBLY) ....	54
HYDRAULIC CYLINDER ASSEMBLY-DECK SHIFT) (700718836 HYDRAULIC CYLINDER ASSEMBLY) .....	69
HYDRAULIC MOTOR ASSEMBLY-SICKLE DRIVE (700719893 HYDRAULIC MOTOR ASSEMBLY) ..	67
MANIFOLD RELIEF VALVE ASSEMBLY (700725552 RELIEF VALVE ASSEMBLY) .....	66
REEL AND SICKLE DRIVE-CENTER (18 FOOT) .....	46
REEL AND SICKLE DRIVE-CENTER (22, 25, 30 AND 36 FOOT) .....	47
REEL AND SICKLE DRIVE-LEFT (18 FOOT) .....	48
REEL AND SICKLE DRIVE-LEFT (22 FOOT) .....	49
REEL AND SICKLE DRIVE-LEFT (25 FOOT) .....	50
REEL AND SICKLE DRIVE-LEFT (30 FOOT) .....	51
REEL AND SICKLE DRIVE-LEFT (36 FOOT) .....	52
REEL AND SICKLE DRIVE-RIGHT (18, 22, 25, 30 AND 36 FOOT) .....	53
VALVE ASSEMBLY-LEFT .....	73
VALVE ASSEMBLY-RIGHT .....	74
VALVE-DUAL FLOW CONTROL ASSEMBLY (700721404 VALVE-DUAL CONTROL ASSEMBLY) (OLD VERSION) .....	64
VALVE-DUAL FLOW CONTROL ASSEMBLY (700729067 VALVE-DUAL CONTROL ASSEMBLY) (NEW VERSION) .....	65

**SICKLE**

SICKLE ASSEMBLY (18 FOOT) (700721819 KNIFE ASSEMBLY) .....	9
SICKLE ASSEMBLY (22 FOOT) (700721821 KNIFE ASSEMBLY) .....	10
SICKLE ASSEMBLY (25 FOOT) (700721823 KNIFE ASSEMBLY) .....	11
SICKLE ASSEMBLY (30 FOOT) (700721825 KNIFE ASSEMBLY) .....	12
SICKLE ASSEMBLY (36 FOOT) (700721827 KNIFE ASSEMBLY) .....	13
SICKLE GUARD MOUNTING (18 FOOT) .....	14
SICKLE GUARD MOUNTING (22 FOOT) .....	15
SICKLE GUARD MOUNTING (25 FOOT) .....	16
SICKLE GUARD MOUNTING (30 FOOT) .....	17
SICKLE GUARD MOUNTING (36 FOOT) .....	18

5200 / DHW DRAPER HEADER DRIVES	REEL DRIVE	Item			Description	5
		3	DR 05 02	0.5	No. 50 CONNECTOR LINK	
		4	DR 06 01	1.5	SPROCKET	
		6	SH 02 14	0.5	REEL DRIVE COVER	
		7	DR 05 01	1.0	ROLLER CHAIN	
		9	DR 06 02	1.5	SPROCKET	
		13	SH 02 16	2.0	REEL DRIVE COVER PLATE	
		18	MF 03 32	1.0	REEL SLIDE CLAMP	
		20	MF 02 07	4.0	REEL MOUNTING PLATE	
		26	HY 02 03	1.5	REEL DRIVE MOTOR	
		31	HY 08 02	1.5	SEAL KIT	
					7001566630-1	

5200 / DHW DRAPER HEADER DRIVES	SICKLE DRIVE MOUNTING	Item	 HD 02 12 DR 01 05 DR 11 01 EL 08 03 DR 09 02 DR 09 03 EL 08 04 EL 01 01 DR 15 01 DR 15 02 DR 15 03	 1.25 1.5 2.0 0.5 0.5 0.5 0.5 0.5 1.0 1.0 1.0	Description	6
		1 3 5 6 11 12 17 19 20 21 22			KNIFE HEAD NYLON BUSHING KNIFE DRIVE GEARBOX SENSOR DISC BOTTOM MOTOR MOUNT TOP MOTOR MOUNT SENSOR MOUNT SPEED SENSOR SHIM SHIM SHIM  700156667-0	

5200 / DHW DRAPER HEADER DRIVES	GEARBOX ASSEMBLY (700721728 GEARBOX ASSEMBLY)	Item	 DR 11 02 DR 01 06	 4.0 1.0	Description	7
		- 1			GEARBOX ASSEMBLY, OVERHAUL KNIFE SUPPORT  700721728-0	